



**LESSON 8**

**JOURNAL PROMPT:**





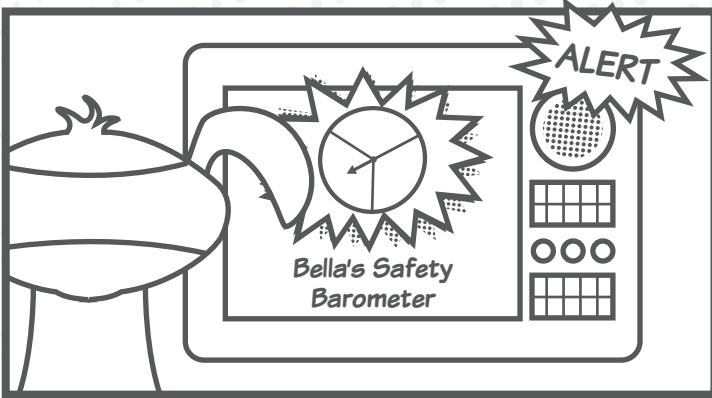
*Each Safety Tool is important to keep you safe. Name one tool, how it keeps you safe and why it is important.*




Journal writing area with 15 horizontal dotted lines for text.



# Safety Superstars to the Rescue

Directions: Read and color in the comic strip!







## PARENT LETTER

### TODAY'S LESSON: LESSON 8

In this final lesson in second grade, your child participated in a celebration reviewing each safety tool they earned:

- **P.L.A.N.**-Permission, Location, Activity, Names and Numbers
- **Safety Goggles**-reminds children to keep their eyes open and always pay attention to their surroundings.
- **Secret Gauge**-helps your child figure out if a secret is safe or unsafe. A safe secret is one that is meant to be told and will make everyone smile. An unsafe secret is one that will never be told and makes you feel confused and unsafe.
- **Lock & Key**-reminds your child that everyone has Body Boundaries that should be respected by people and that everyone is entitled to their privacy.
- **Safety Barometer**-helps your child assess the safety of a situation and helps them gauge their feelings. The Safety Barometer helps children understand when they need to calm down in order to think clearly to solve a situation.
- **Cyber Learners Permit**-your child earned this tool by learning the safety rules of the Internet and by being a responsible Cyber Citizen.

### PARENT CONNECTION:

While your child has earned tangible symbols for each of these tools during these lessons, it is important for parents to reinforce the concept that these tools are within them and are a part of who they are. It is important for a parent to practice each of these tools to help their child internalize them. These tools build confidence and help your child stay safe.



### TIPS TO FURTHER TODAY'S LESSON:

Ask your child to tell you about the safety tools learned in previous grade levels and reviewed throughout second grade:

**Trusted Triangle**  
**Safety Stop Sign**

**I Mean Business Voice**  
**Think, Feel, Act**

Practice these tools consistently with your child, so that these tools become second nature to them.

